

MINI COLD ROOMS

QUICK-BOX



GENERAL FEATURES

The mini cold rooms are manufactured with closed-cell polyurethane foam panels with a density of 42 kg/m³, covered by white galvanised non-toxic plastic-coated sheet

The panels assembly is of camlock type with metal "eccentric" hook

Wall thickness is 70 mm, 60 mm for floor and 80 mm for ceiling

The exterior height is 2060 mm, the internal height is 1920 mm

Interior floor covering is:

- **standard**, in grey slip-proof galvanised plastic coated sheet

- **optional** (with additional price), in AISI 304 18/10 rusticated stainless steel R12

Interior ceiling covering is in white galvanised plastic-coated sheet

Exterior floor and ceiling covering is in galvanised sheet with plastic-zinc sheet perimeter moulding

All the mini cold rooms have floors with rounded interior corners and meet with strictest public-health standards

They are directly moulded in the sheet, without any visible seams

The door is hinged on the right with safety handle for opening from inside the cold room and the handle is complete with keylock
For left hinged doors there is no added cost but need to be specified at order

The doors are equipped with an anti-condensate heated resistance on the door moulding

STANDARD PACKAGE

The cold room package is composed of the cold room and the monoblocks which can be straddled or ceiling ones
Both types can be either in the TN (-2/+8 °C) or BT (-20/-15 °C) versions

The monoblocks are provided with a digital thermostat with visual and audible alarms automatically activated in case of need

The cold rooms are also equipped with internal light and a door microswitch which stops the fans and turns on the light at door opening


It is possible to order the cold room without holes, if needed

The mini cold rooms with TN temperatures are in 'T' class (43 °C)

The mini cold rooms with BT temperatures are in 'ST' class (38 °C)

Shelving is optional and it is made in ALUPLAST a light-grey AL-polyethylene composed of 4 grids shelves with a bearing capacity of 150 kg each

high heat
insulation
capacity



heat transmission
coefficient K




| | |
|------|-------------------------|
| 0,26 | Kcal/hm ² °C |
| 0,30 | W/m ² °C |

camlock system



rounded floor
R = 14 mm



gasket



handle



hinge



straddle MNBL



ceiling MNBL




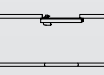
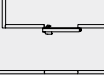
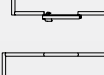
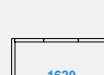
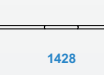
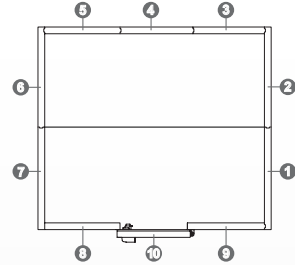
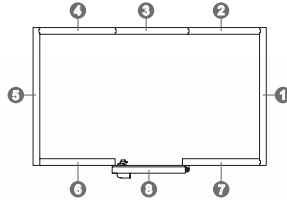
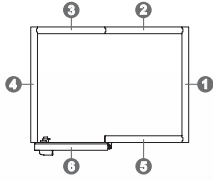


package

MINI COLD ROOMS RANGE

| model | external dim. WxDxH mm | internal dim. WxDxH mm | width panels (W mm) - H=1900mm | | | | | | | | | | internal vol. m ³ |
|-------|---------------------------|---------------------------|--------------------------------|------|------|------|------|------|------|------|------|-----|---------------------------------|
| | | | 1 | 2 | 3 | 4 | 5 | 6 | 7 | 8 | 9 | 10 | |
| 1212 | 1200x1240x2060 | 1060x1100x1920 | 1200 | 400 | 700 | 1200 | 400 | 700 | - | - | - | - | 2,16 |
| 1214 | 1200x1440x2060 | 1060x1300x1920 | 1200 | 600 | 700 | 1200 | 600 | 700 | - | - | - | - | 2,56 |
| 1216 | 1200x1640x2060 | 1060x1500x1920 | 1200 | 800 | 700 | 1200 | 800 | 700 | - | - | - | - | 2,97 |
| 1218 | 1200x1840x2060 | 1060x1700x1920 | 1200 | 400 | 700 | 600 | 1200 | 600 | 400 | 700 | - | - | 3,38 |
| 1220 | 1200x2040x2060 | 1060x1900x1920 | 1200 | 600 | 700 | 600 | 1200 | 600 | 600 | 700 | - | - | 3,79 |
| 1222 | 1200x2240x2060 | 1060x2100x1920 | 1200 | 600 | 700 | 800 | 1200 | 800 | 600 | 700 | - | - | 4,19 |
| 1224 | 1200x2440x2060 | 1060x2300x1920 | 1200 | 800 | 700 | 800 | 1200 | 800 | 800 | 700 | - | - | 4,60 |
| 1226 | 1200x2640x2060 | 1060x2500x1920 | 1200 | 800 | 700 | 1000 | 1200 | 1000 | 800 | 700 | - | - | 5,01 |
| 1228 | 1200x2840x2060 | 1060x2700x1920 | 1200 | 1000 | 700 | 1000 | 1200 | 1000 | 1000 | 700 | - | - | 5,41 |
| 1412 | 1400x1240x2060 | 1260x1100x1920 | 1400 | 400 | 700 | 1400 | 400 | 700 | - | - | - | - | 2,56 |
| 1414 | 1400x1440x2060 | 1260x1300x1920 | 1400 | 600 | 700 | 1400 | 600 | 700 | - | - | - | - | 3,05 |
| 1416 | 1400x1640x2060 | 1260x1500x1920 | 1400 | 800 | 700 | 1400 | 800 | 700 | - | - | - | - | 3,53 |
| 1418 | 1400x1840x2060 | 1260x1700x1920 | 1400 | 400 | 700 | 600 | 1400 | 600 | 400 | 700 | - | - | 4,02 |
| 1420 | 1400x2040x2060 | 1260x1900x1920 | 1400 | 600 | 700 | 600 | 1400 | 600 | 600 | 700 | - | - | 4,50 |
| 1422 | 1400x2240x2060 | 1260x2100x1920 | 1400 | 600 | 700 | 800 | 1400 | 800 | 600 | 700 | - | - | 4,98 |
| 1424 | 1400x2440x2060 | 1260x2300x1920 | 1400 | 800 | 700 | 800 | 1400 | 800 | 800 | 700 | - | - | 5,47 |
| 1426 | 1400x2640x2060 | 1260x2500x1920 | 1400 | 800 | 700 | 1000 | 1400 | 1000 | 800 | 700 | - | - | 5,95 |
| 1428 | 1400x2840x2060 | 1260x2700x1920 | 1400 | 1000 | 700 | 1000 | 1400 | 1000 | 1000 | 700 | - | - | 6,44 |
| 1612 | 1600x1240x2060 | 1460x1100x1920 | 1600 | 400 | 700 | 1600 | 400 | 700 | - | - | - | - | 2,97 |
| 1614 | 1600x1440x2060 | 1460x1300x1920 | 1600 | 600 | 700 | 1600 | 600 | 700 | - | - | - | - | 3,53 |
| 1616 | 1600x1640x2060 | 1460x1500x1920 | 1600 | 800 | 700 | 1600 | 800 | 700 | - | - | - | - | 4,09 |
| 1618 | 1600x1840x2060 | 1460x1700x1920 | 1600 | 400 | 700 | 600 | 1600 | 600 | 400 | 700 | - | - | 4,65 |
| 1620 | 1600x2040x2060 | 1460x1900x1920 | 1600 | 600 | 700 | 600 | 1600 | 600 | 600 | 700 | - | - | 5,21 |
| 1622 | 1600x2240x2060 | 1460x2100x1920 | 1600 | 600 | 700 | 800 | 1600 | 800 | 600 | 700 | - | - | 5,77 |
| 1624 | 1600x2440x2060 | 1460x2300x1920 | 1600 | 800 | 700 | 800 | 1600 | 800 | 800 | 700 | - | - | 6,34 |
| 1626 | 1600x2640x2060 | 1460x2500x1920 | 1600 | 800 | 700 | 1000 | 1600 | 1000 | 800 | 700 | - | - | 6,90 |
| 1628 | 1600x2840x2060 | 1460x2700x1920 | 1600 | 1000 | 700 | 1000 | 1600 | 1000 | 1000 | 700 | - | - | 7,46 |
| 1814 | 1800x1440x2060 | 1660x1300x1920 | 1800 | 600 | 700 | 1800 | 600 | 700 | - | - | - | - | 4,02 |
| 1816 | 1800x1640x2060 | 1660x1500x1920 | 1800 | 800 | 700 | 1800 | 800 | 700 | - | - | - | - | 4,65 |
| 1818 | 1800x1840x2060 | 1660x1700x1920 | 1800 | 400 | 700 | 600 | 1800 | 600 | 400 | 700 | - | - | 5,29 |
| 1820 | 1800x2040x2060 | 1660x1900x1920 | 1800 | 600 | 700 | 600 | 1800 | 600 | 600 | 700 | - | - | 5,93 |
| 1822 | 1800x2240x2060 | 1660x2100x1920 | 1800 | 600 | 700 | 800 | 1800 | 800 | 600 | 700 | - | - | 6,57 |
| 1824 | 1800x2440x2060 | 1660x2300x1920 | 1800 | 800 | 700 | 800 | 1800 | 800 | 800 | 700 | - | - | 7,20 |
| 1826 | 1800x2640x2060 | 1660x2500x1920 | 1800 | 800 | 700 | 1000 | 1800 | 1000 | 800 | 700 | - | - | 7,84 |
| 1828 | 1800x2840x2060 | 1660x2700x1920 | 1800 | 1000 | 700 | 1000 | 1800 | 1000 | 1000 | 700 | - | - | 8,48 |
| 2016 | 2000x1640x2060 | 1860x1500x1920 | 1000 | 1000 | 800 | 700 | - | 1000 | 1000 | - | 800 | 700 | 5,21 |
| 2018 | 2000x1840x2060 | 1860x1700x1920 | 1000 | 1000 | 400 | 700 | 600 | 1000 | 1000 | 600 | 400 | 700 | 5,93 |
| 2020 | 2000x2040x2060 | 1860x1900x1920 | 1000 | 1000 | 600 | 700 | 600 | 1000 | 1000 | 600 | 600 | 700 | 6,64 |
| 2022 | 2000x2240x2060 | 1860x2100x1920 | 1000 | 1000 | 600 | 700 | 800 | 1000 | 1000 | 800 | 600 | 700 | 7,36 |
| 2024 | 2000x2440x2060 | 1860x2300x1920 | 1000 | 1000 | 800 | 700 | 800 | 1000 | 1000 | 800 | 800 | 700 | 8,07 |
| 2026 | 2000x2640x2060 | 1860x2500x1920 | 1000 | 1000 | 800 | 700 | 1000 | 1000 | 1000 | 1000 | 800 | 700 | 8,79 |
| 2028 | 2000x2840x2060 | 1860x2700x1920 | 1000 | 1000 | 1000 | 700 | 1000 | 1000 | 1000 | 1000 | 1000 | 700 | 9,50 |

MINI COLD ROOMS PANELS



MINI COLD ROOMS PACKAGING

| model | width | depth | height | volume |
|-------|-------|-------|--------|----------------|
| | W mm | D mm | H mm | m ³ |
| 1212 | 2050 | 650 | 2200 | 2,9 |
| 1214 | 2050 | 650 | 2200 | 2,9 |
| 1216 | 2050 | 650 | 2200 | 2,9 |
| 1218 | 2050 | 650 | 2200 | 2,9 |
| 1220 | 2050 | 650 | 2200 | 2,9 |
| 1222 | 2250 | 700 | 2200 | 3,5 |
| 1224 | 2450 | 700 | 2200 | 3,8 |
| 1226 | 2650 | 700 | 2200 | 4,1 |
| 1228 | 2850 | 700 | 2200 | 4,4 |
| 1412 | 2050 | 650 | 2200 | 2,9 |
| 1414 | 2050 | 650 | 2200 | 2,9 |
| 1416 | 2050 | 650 | 2200 | 2,9 |
| 1418 | 2050 | 650 | 2200 | 2,9 |
| 1420 | 2050 | 650 | 2200 | 2,9 |
| 1422 | 2250 | 700 | 2200 | 3,5 |
| 1424 | 2450 | 700 | 2200 | 3,8 |
| 1426 | 2650 | 700 | 2200 | 4,1 |
| 1428 | 2850 | 700 | 2200 | 4,4 |
| 1612 | 2050 | 650 | 2200 | 2,9 |
| 1614 | 2050 | 650 | 2200 | 2,9 |
| 1616 | 2050 | 650 | 2200 | 2,9 |
| 1618 | 2050 | 650 | 2200 | 2,9 |
| 1620 | 2050 | 650 | 2200 | 2,9 |
| 1622 | 2250 | 700 | 2200 | 3,5 |
| 1624 | 2450 | 700 | 2200 | 3,8 |
| 1626 | 2650 | 700 | 2200 | 4,1 |
| 1628 | 2850 | 700 | 2200 | 4,4 |
| 1814 | 2050 | 650 | 2200 | 2,9 |
| 1816 | 2050 | 650 | 2200 | 2,9 |
| 1818 | 2050 | 650 | 2200 | 2,9 |
| 1820 | 2050 | 650 | 2200 | 2,9 |
| 1822 | 2250 | 700 | 2200 | 3,5 |
| 1824 | 2450 | 700 | 2200 | 3,8 |
| 1826 | 2650 | 700 | 2200 | 4,1 |
| 1828 | 2850 | 700 | 2200 | 4,4 |
| 2016 | 2050 | 650 | 2200 | 2,9 |
| 2018 | 2050 | 650 | 2200 | 2,9 |
| 2020 | 2050 | 650 | 2200 | 2,9 |
| 2022 | 2250 | 700 | 2200 | 3,5 |
| 2024 | 2450 | 700 | 2200 | 3,8 |
| 2026 | 2650 | 700 | 2200 | 4,1 |
| 2028 | 2850 | 700 | 2200 | 4,4 |

MONOBLOCKS PACKAGING

| STRADDLE monoblocks | | | | | | |
|---------------------|------|------|------|------|------|------|
| | ANA1 | ANA2 | ANB1 | ANB2 | ANC1 | ANC2 |
| W mm | 480 | 480 | 530 | 530 | 850 | 850 |
| D mm | 920 | 920 | 950 | 950 | 1030 | 1030 |
| H mm | 770 | 770 | 870 | 870 | 970 | 970 |
| vol. m ³ | 0,34 | 0,34 | 0,44 | 0,44 | 0,85 | 0,85 |

| | ABA1 | ABA2 | ABB1 | ABB2 | ABC1 | ABC2 |
|---------------------|------|------|------|------|------|------|
| W mm | 480 | 480 | 530 | 530 | 850 | 850 |
| D mm | 920 | 920 | 950 | 950 | 1030 | 1030 |
| H mm | 770 | 770 | 870 | 870 | 970 | 970 |
| vol. m ³ | 0,34 | 0,34 | 0,44 | 0,44 | 0,85 | 0,85 |

| CEILING monoblocks | | | | | | |
|---------------------|------|------|------|------|------|------|
| | SNA1 | SNA2 | SNB1 | SNB2 | SNC1 | SNC2 |
| W mm | 615 | 615 | 665 | 665 | 865 | 865 |
| D mm | 900 | 900 | 930 | 930 | 1040 | 1040 |
| H mm | 650 | 650 | 700 | 700 | 835 | 835 |
| vol. m ³ | 0,36 | 0,36 | 0,43 | 0,43 | 0,75 | 0,75 |

| | SBA1 | SBA2 | SBB1 | SBB2 | SBC1 | SBC2 |
|---------------------|------|------|------|------|------|------|
| W mm | 615 | 615 | 665 | 665 | 865 | 865 |
| D mm | 900 | 900 | 930 | 930 | 1040 | 1040 |
| H mm | 650 | 650 | 700 | 700 | 835 | 835 |
| vol. m ³ | 0,36 | 0,36 | 0,43 | 0,43 | 0,75 | 0,75 |

